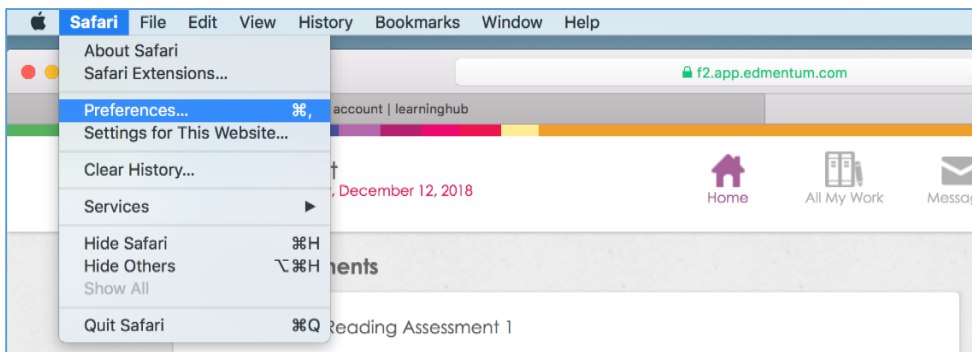


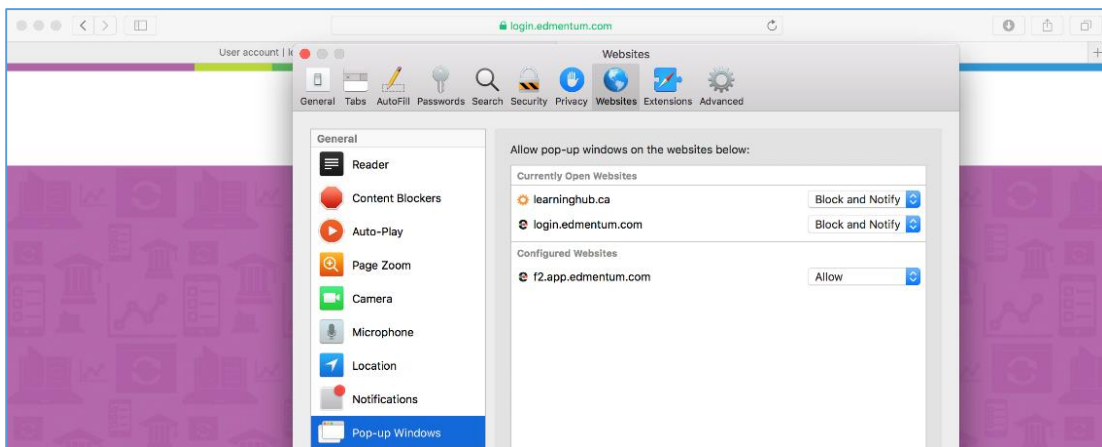


## Safari - Allow Popups

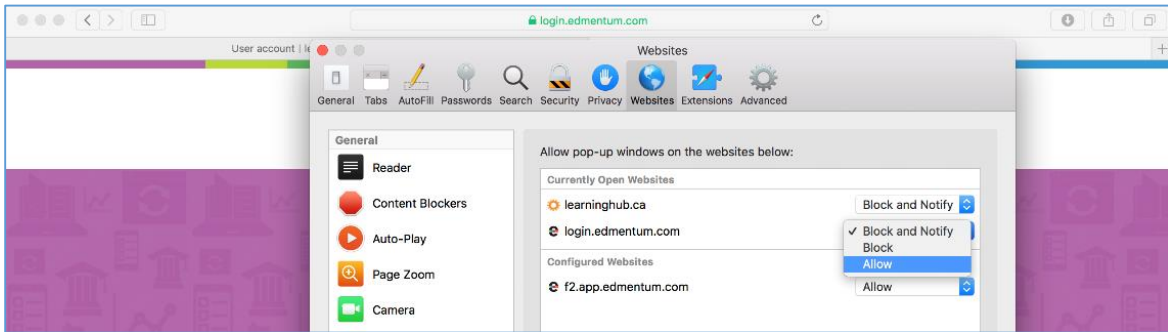
1. Open **Safari**,  
Go to your course (i.e. PLATO, LearnScape) and **log in**.
2. Click on the **Safari** tab, then choose **Preferences** from the dropdown menu.



3. Next, you will need to allow **pop-ups**. Choose the **Websites** icon in the window that opens (see image below), then click **Pop-up Windows** to select (highlight) it.



4. Change the Pop-up settings for Currently Open Websites from **Block and Notify** to **Allow**.



5. Close the Websites window and reload the website by clicking on the reload icon (the rounded arrow at the right of the address bar).

